




## Dashboard User: Population Health Tile



**Population Health** intended for use to identify and plan for population health needs on a **defined geographic regional basis**, not restricted to client specific population. Data displayed has been modified to comply with HIPAA de-identification rules.

**Potential Use:** Identify high population for a geographic region with certain high risk or "at risk" diagnoses or lab values.

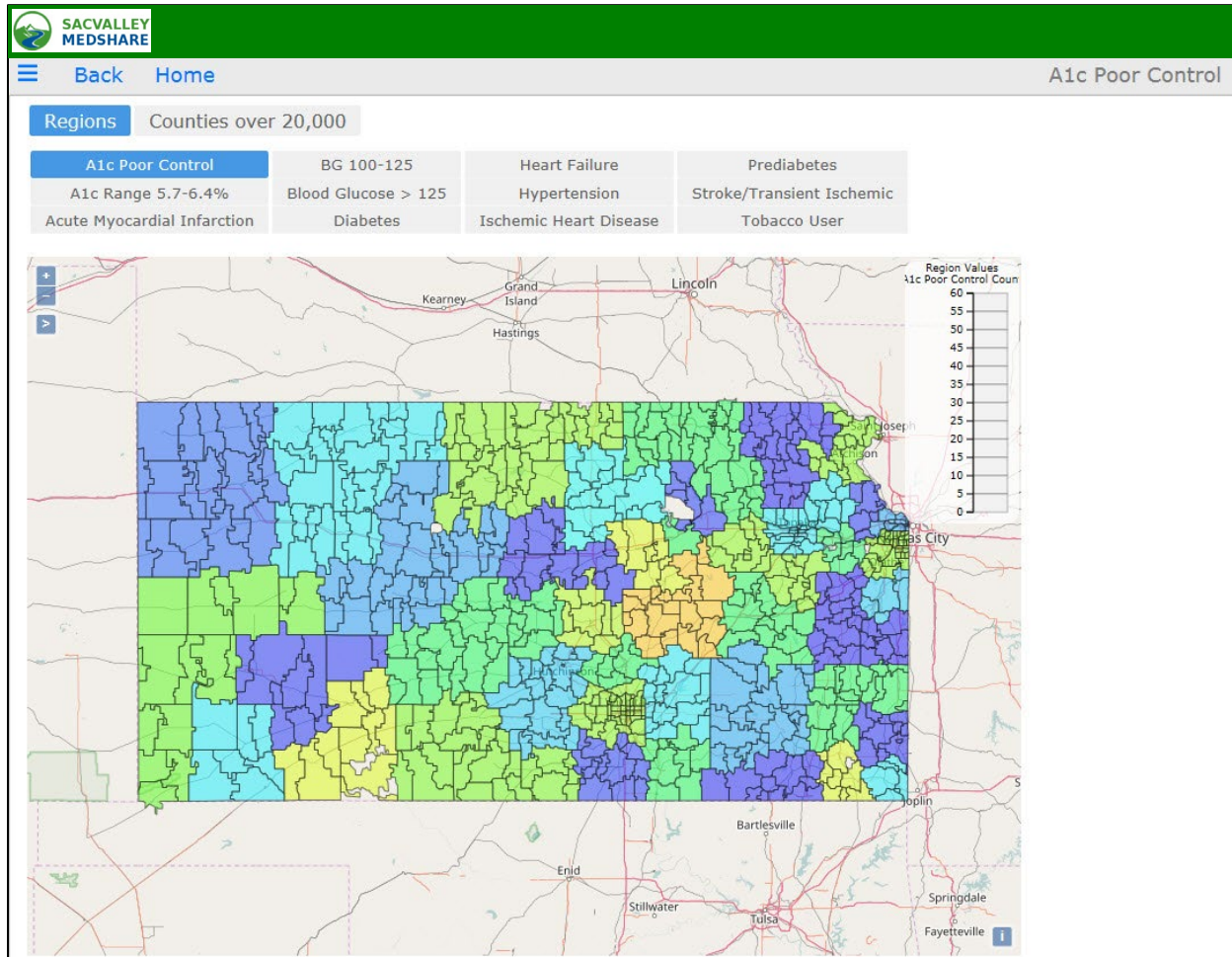
Community health resource coordination and planning.

### Current Criteria

1. **A1c Poor Control** are patients with a **diagnosis of Diabetes** and a lab value for **Hemoglobin A1c that is 9% or greater.**
2. **A1c Range 5.7-6.4%** criteria is patients **without Diabetes** and a **lab value of Hemoglobin A1c** in the defined range. It identifies "at risk" patients.
3. **Acute Myocardial Infarction** lists patients treated with a **diagnosis of Acute MI** as defined on the Appendix.
4. **BG 100-125** lists patients who are **not diabetic** and have a **blood glucose** within the 100-125 mg/dl range, another "at risk" for diabetes indicator.
5. **BG>125** displays **non-diabetic patients** with **blood glucose higher than 125 mg/dl** . Potentially at even higher "risk" for diabetes.
6. **Diabetes:** All patients in population with **diagnosis of Diabetes.**
7. **Heart Failure:** Patients identified with diagnosis of **Heart Failure** (see Appendix for specific codes)
8. **Hypertension:** Patients identified with **Essential Hypertension**
9. **Ischemic Heart Disease:** Patients diagnosed with **ischemic heart disease** condition.
10. **Prediabetes:** Patients who were diagnosed with certain **Pre-Diabetic diagnoses**, Impaired Glucose Tolerance

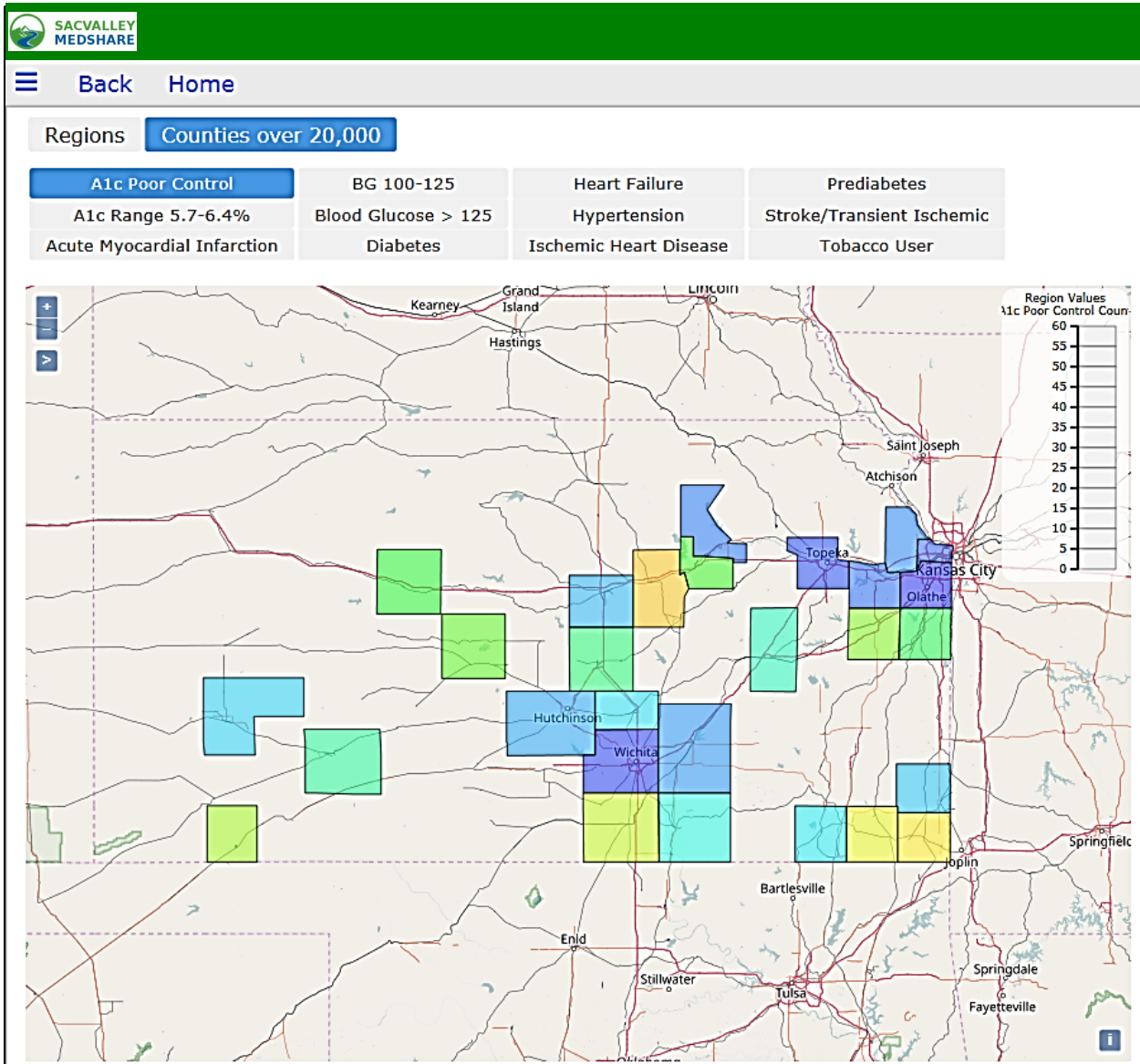


- 11. **Stroke Transient Ischemic Attack (TIA):** Those with a diagnosed condition of **Stroke or TIA** in the patient population.
- 12. **Tobacco Use Disorder:** Those with a record of Tobacco Use.



Regions are organized to include populations of at least 20,000 residents to comply with HIPAA de-identification rules. Mouse over provides number of patients with condition.





The second tab of Population Health displays information for counties in with greater than 20,000 residents.