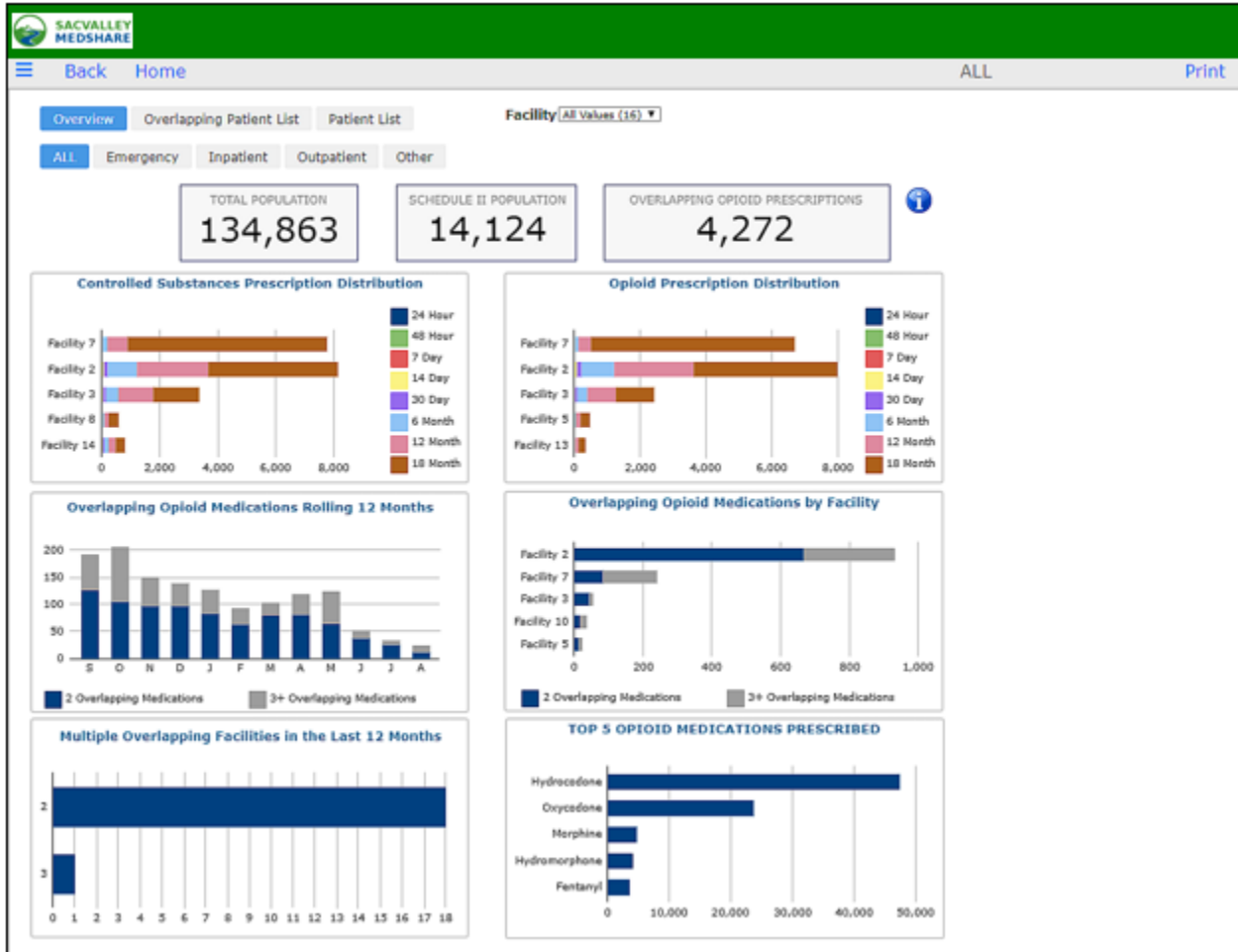




Dashboard User Guide – Controlled Substances Tile



CONTROLLED SUBSTANCES

The Controlled Substances Dashboard is a collection of pages that display medications ordered and administered to the client population. The medications displayed are separated by **Controlled Substances** and **Opioid Medications**. Tabs for Emergency, Inpatient, Outpatient, and Other filter the views based on patient visit type. The default is **All** visit types.

Total Population: the number of patients in the client population.

Schedule II Population: the number of patients in the client population who have received at least one medication (ordered or administered) in the Controlled Substances category.

Overlapping Opioid Prescriptions: the number of patients in the client population who have received Opioid medications (ordered or administered) that overlap each other.



Eligible Opioid Medication Names

Any Medication that contains one of these values is considered an Opioid Medication.

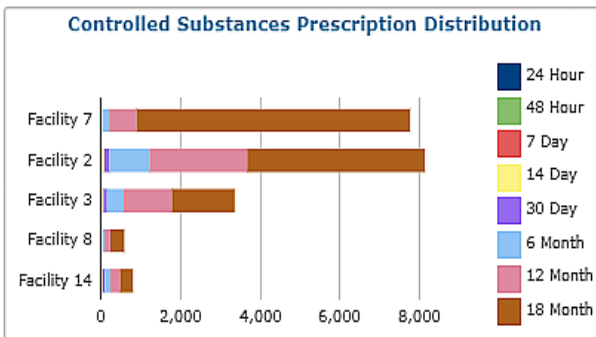
- morphine -methadone -codeine -meperidine -opium -oxycodone -hydromorphone -fentanyl

Eligible Controlled Substance Names

Any Medications that contain one of these values is considered a Controlled Substance, in addition to the Opioid Medications listed.

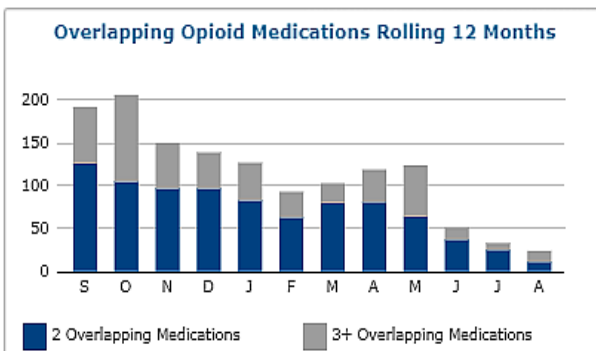
- amphetamine - methamphetamine - methylphenidate - cocaine - amobarbital
- glutethimide - pentobarbital

Chart Overviews



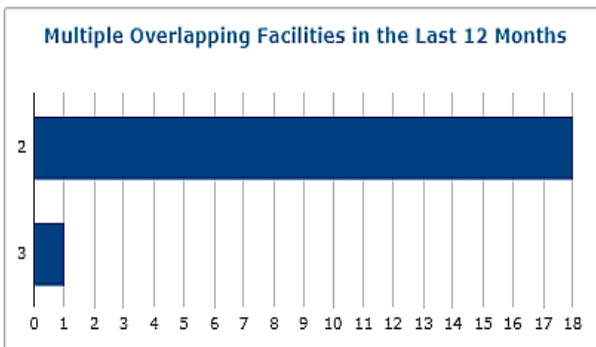
Controlled Substances Prescription Distribution

Breaks out the Controlled Substances medication distribution by Facility and Date Range.



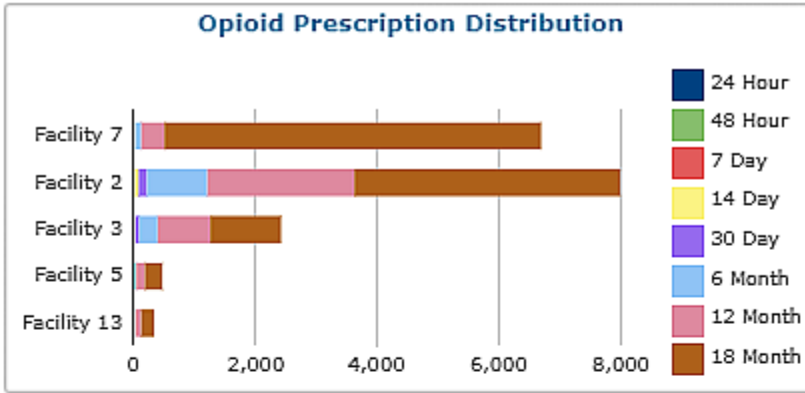
Overlapping Opioid Medications Rolling 12 Months

Shows a distribution of the Overlapping Opioid Medication populations broken down by the rolling 12 months.

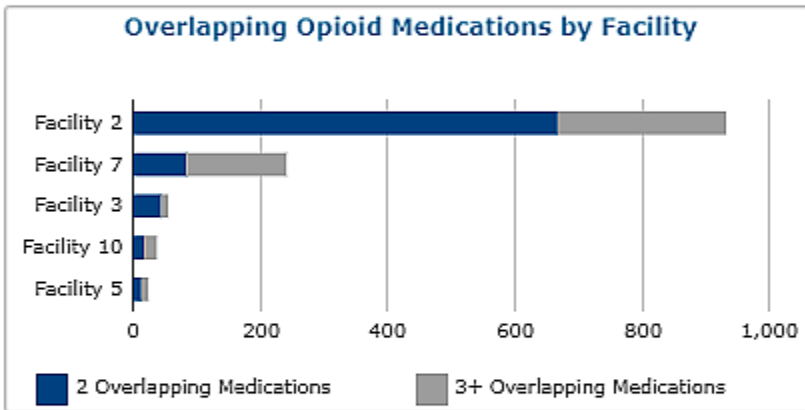


Multiple Overlapping Facilities in last 12 Months

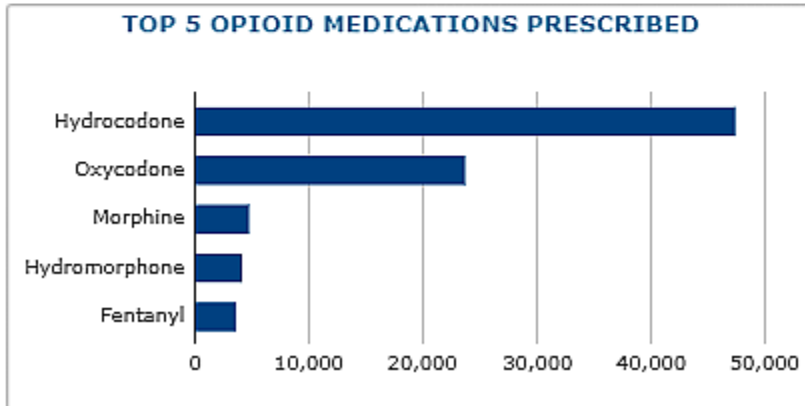
Shows Number of patients with medications from multiple facilities within past 12 months.



Opioid Prescription Distribution: breaks out the Opioid medication distribution by Facility and Date Range of prescription.



Overlapping Opioid Medications by Facility: shows a distribution of the Overlapping Opioid Medication populations broken down by Facility



TOP 5 OPIOID MEDICATIONS PRESCRIBED: shows a distribution of the top Opioid medications administered by the client.



Consistent with all dashboard charts, clicking within a chart summary opens a patient specific list. Fields displayed depend on the parameters used in the summary display.

#	Name	DOB	Sex	Ethnicity	Race	Facility	# of Prescriptions/Administered
81							302
1	1977380, PATIENT	03/19/1968	F	Not Hisp	Black or	Facility 2	35
1	3788380, PATIENT	08/16/1950	M			Facility 2	17
1	9643599, PATIENT	05/25/1957	M			Facility 2	15
1	1665369, PATIENT	12/03/1941	M			Facility 2	14
1	4146494, PATIENT	11/08/1934	F		White	Facility 2	13
1	729942, PATIENT	04/02/1973	F	Not Hisp	Black or	Facility 2	12
1	4054981, PATIENT	11/11/1976	M			Facility 2	10
1	3617090, PATIENT	10/20/1964	F			Facility 2	9
1	682502, PATIENT	03/01/1976	F			Facility 2	8
1	4235386, PATIENT	01/12/1954	M		White	Facility 2	8
1	846567, PATIENT	06/04/1961	F	Not Hisp	Black or	Facility 2	7
1	4613291, PATIENT	10/11/1967	F			Facility 2	7

Within patient lists, one can select an individual patient and drill down to display medication details.

#	Provider	Facility	Code	Name	Start Date	Stop Date	Dosage
1	Facility 2	214182		Acetaminophen 325 MG / Hydrocodone Bitartrate 7.5 MG Oral Ta	2018-08-24	2018-09-05	
2	Facility 2	214182		Acetaminophen 325 MG / Hydrocodone Bitartrate 7.5 MG Oral Ta	2018-08-10	2018-08-22	
3	Facility 2	214182		Acetaminophen 325 MG / Hydrocodone Bitartrate 7.5 MG Oral Ta	2018-08-10	2018-08-24	
4	Facility 2	214182		Acetaminophen 325 MG / Hydrocodone Bitartrate 7.5 MG Oral Ta	2018-08-05	2018-08-10	
5	Facility 2	214182		Acetaminophen 325 MG / Hydrocodone Bitartrate 7.5 MG Oral Ta	2018-07-22	2018-08-05	
6	Facility 2	214182		Acetaminophen 325 MG / Hydrocodone Bitartrate 7.5 MG Oral Ta	2018-07-08	2018-07-22	
7	Facility 2	214182		Acetaminophen 325 MG / Hydrocodone Bitartrate 7.5 MG Oral Ta	2018-06-24	2018-07-08	
8	Facility 2	214182		Acetaminophen 325 MG / Hydrocodone Bitartrate 7.5 MG Oral Ta	2018-06-10	2018-06-24	
9	Facility 2	214182		Acetaminophen 325 MG / Hydrocodone Bitartrate 7.5 MG Oral Ta	2018-05-27	2018-06-10	

Selection of the All Patient Medication button, available in the Overlapping Patient List, displays all medications on record for the patient for all patient types and dates.

#	Provider	Facility	Code	Name	Start Date	Stop Date	Day of Week	Time of Day	Dosage	Occurrence	Pat Type	Packaging	Route
1	Facility 5	214182		Acetaminophen 325 MG / Hydrocodon	2017-02-18		Sat	11	1		Inpatient		
2	Facility 5	00179011320		Hydrocodone Bit/Acetaminophen 5 MG	2017-02-18		Sat	05	1	TAB	Inpatient	Q4-08RN	
3	Facility 5	214183		Acetaminophen 325 MG / Oxycodone I	2016-07-18		Mon	11	1		Inpatient		
4	Facility 5	214183		Acetaminophen 325 MG / Oxycodone I	2016-07-18	2017-02-17	Mon	11	1		Inpatient		
5	Facility 5	60481062370		Oxycodone HCl/Acetaminophen 5 MG-	2016-07-18		Mon	04	1	TAB	Inpatient	Q4	

Bar Chart 1: Medication frequency by Day of Week. The x-axis shows Mon, Sat, and Sun. The y-axis ranges from 0 to 6. The bars show approximately 6 for Mon, 5 for Sat, and 1 for Sun.

Bar Chart 2: Medication frequency by Time of Day. The x-axis shows 5-Bar and 8am-5pm. The y-axis ranges from 0 to 10. The bars show approximately 2 for 5-Bar and 10 for 8am-5pm.



Back Home Overlapping - All Meds Pat List - ALL Print

Patient Name: 37603, PATIENT

#	Provider	Facility	Code	Name	Start Date	Stop Date	Dosage	Occurrence	Packaging	Route	Pat Type
39		Facility 6	214183	Acetaminophen 325 MG / Oxycodone I	2017-07-24		1				Inpatient
42		Facility 6	1008340	Docusate Sodium 50 MG / sennosides	2017-02-18		1				Inpatient
31		Facility 6	00143203701	Ciprofloxacin 300 MG	2016-10-28		300 MG	BID			Inpatient
43		Facility 6	00179011320	Hydrocodone Bitartrate/Acetaminophan 5 MG	2017-02-18		1 TAB	Q4-6PRN			Inpatient
49		Facility 6	00486051262	Oxycodone/Acetaminophan 5 MG-325	2017-03-06		1-2 TABLET	Q4-6PRN			Inpatient
16		Facility 6	00440162830	Ibuprofen 800 MG	2016-07-18		800 MG	PRN			Inpatient
26		Facility 6	00517003125	Cyanocobalamin 1000 MCG/HL	2016-10-21		1000 MCG	UNTIL			Inpatient
44		Facility 6	00536295601A	Cyanocobalamin 1000 MCG	2017-02-18		1000 MCG	DAILY			Inpatient
45		Facility 6	18929023211	Ferrous Sulfate 325 MG (69 MG DRON)	2017-02-18		1 CAP	DAILY			Inpatient
46		Facility 6	41163062962	Sennosides/Docusate Sodium 8.0 MG-	2017-02-18		1 EACH	DAILY			Inpatient
32		Facility 6	57664032708	Tramadol Hcl 50 MG	2018-10-28		50 MG	Q6-8PRN			Inpatient
17		Facility 6	63481062370	Oxycodone HCl/Acetaminophan 5 MG-	2016-07-18		1 TAB	Q4			Inpatient

PDF Excel

Patient List Tab provides option to search by patient name to view all medication history, controlled substances only, or non-controlled substance medications.

Back Home Patient Medication Count Print

Overview Overlapping Patient List Patient List

MPI: All Values (63180) Controlled Substance Medication: Yes

Patient Name: All Values (48165)

#	Name	DOB	Sex	Ethnicity	Race	Total Medications
21,448						172,214
4710265	PATIENT	01/22/1947	F			298
4625655	PATIENT	09/19/1955	M			406
2752707	PATIENT	01/05/1946	M			452
1978846	PATIENT	02/24/1959	F			317
1977380	PATIENT	03/19/1968	F	Not Hisp	Black or Black or	462
1949889	PATIENT	05/07/1959	M		Black or	327
1833101	PATIENT	08/21/1950	F			339
1346141	PATIENT	09/24/1964	M			421
1209322	PATIENT	12/25/1965	F			358
857687	PATIENT	01/02/1967	F			295
729942	PATIENT	04/02/1973	F	Not Hisp	Black or Black or	369
693315	PATIENT	07/12/1948	F		Black or	323
682502	PATIENT	03/01/1976	F			600
510975	PATIENT	04/03/1972	F		Black or	642
464445	PATIENT	02/24/1939	F		White	317

Back Home Patient Medication Detail Print

Patient Name: 361722, PATIENT Patient DOB: 01/06/1961

Controlled Substance Medication: All Values (3)

#	Provider	Code	Name	Start Date	Stop Date	Dosage	Occurrence	Packaging	Route
1		2047882	1 ML testosterone cypionate 200 MG/ml	2018-08-27	2018-08-27	200			
2		15996	Mirtazapine 30 MG Oral Tablet	2018-08-26		30			
3		15996	Mirtazapine 30 MG Oral Tablet	2018-08-13	2018-08-26	30			
4		5032	Gabapentin 200 MG Oral Tablet	2018-07-28		200			
5		2047882	1 ML testosterone cypionate 200 MG/ml	2018-07-28	2018-07-28	200			
6		15996	Mirtazapine 30 MG Oral Tablet	2018-07-28	2018-08-13	30			
7		6470	Lorazepam 0.5 MG Oral Tablet	2018-07-16					
8		2047882	1 ML testosterone cypionate 200 MG/ml	2018-07-16	2018-07-16	200			
9		8918	24 HR metoprolol succinate 50 MG Ext	2018-07-15		50			
10		7646	Omeprazole 40 MG Delayed Release O	2018-07-15		40			
11		15996	Mirtazapine 15 MG Disintegrating Oral	2018-07-15		15			

PDF Excel